

Symptom survey

Is balloon sinus dilation **right for you?**

Symptom survey

Check "yes" if you have had any of the following symptoms for 10 days or longer:

	Yes	No
Facial pressure or pain	<input type="checkbox"/>	<input type="checkbox"/>
Headache pain	<input type="checkbox"/>	<input type="checkbox"/>
Congestion or stuffy nose	<input type="checkbox"/>	<input type="checkbox"/>
Thick, yellow-green nasal discharge	<input type="checkbox"/>	<input type="checkbox"/>
Low fever (99-100 degrees)	<input type="checkbox"/>	<input type="checkbox"/>
Bad breath	<input type="checkbox"/>	<input type="checkbox"/>
Tooth pain	<input type="checkbox"/>	<input type="checkbox"/>

Duration and frequency

	Yes	No
Have you experienced these symptoms for 12 or more weeks?	<input type="checkbox"/>	<input type="checkbox"/>

In the past year, have you experienced these symptoms for 10 days or longer on four separate occasions—with interim periods of no symptoms?

Your contact information

Name _____

Phone _____

Insurance company _____

Please fill out and return survey to the receptionist.

Stop waiting.

Ask your physician if balloon sinus dilation can help.

For more information visit SinusSurgeryOptions.com

1. Chandra RK, Kern RC, Cutler JL, Welch KC, Russell PT. REMODEL larger cohort with long-term outcomes and meta-analysis of standalone balloon dilation studies. *Laryngoscope*. 2016 Jan; 126(1):44-50.
2. Soler ZM, Rosenbloom JS, Skarada D, Gutman M, Hoy MJ, Nguyen SA. Prospective, multicenter evaluation of balloon sinus dilation for treatment of pediatric chronic rhinosinusitis. *Int Forum Allergy Rhinol*. 2017 Mar; 7(3):221-229. doi: 10.1002/alr.21889.

XprESS system may be used to treat certain conditions affecting the sinus above your eyebrows and behind your cheeks and eyes. Your physician will need to determine if your condition is one that may benefit from the XprESS system. Possible side effects include but are not limited to post-operative bleeding; pain and swelling; allergic reaction to anesthesia or other medications administered during the procedure; or infection. Your condition may not respond to this treatment. To learn more about this procedure and the potential risks, ask your physician.

XprESS system Indications for Use: To access and treat the maxillary sinus ostia/ethmoid infundibula in patients 2 years and older, and frontal ostia/recesses and sphenoid sinus ostia in patients 12 years and older using a trans-nasal approach. The bony sinus outflow tracts are remodeled by balloon displacement of adjacent bone and paranasal sinus structures.

Caution: Federal (USA) law restricts this device to sale by or on the order of a physician.

Stryker or its affiliated entities own, use, or have applied for the following trademarks or service marks: Stryker. All other trademarks are trademarks of their respective owners or holders.


The absence of a product, feature, or service name, or logo from this list does not constitute a waiver of Stryker's trademark or other intellectual property rights concerning that name or logo.

Stryker ENT
3600 Holly Lane North, Suite 40, Plymouth, MN 55447
O 866 620 7615 | F 763 463 1599

4532-015 rA 02/2020
Copyright © 2019 Stryker

Chronic sinusitis

Tired of suffering from sinusitis?



Stop constantly medicating. Stop suffering. Stop the sinus pressure and breathe.

Balloon sinus dilation provides instant relief that lasts to those with sinusitis symptoms.

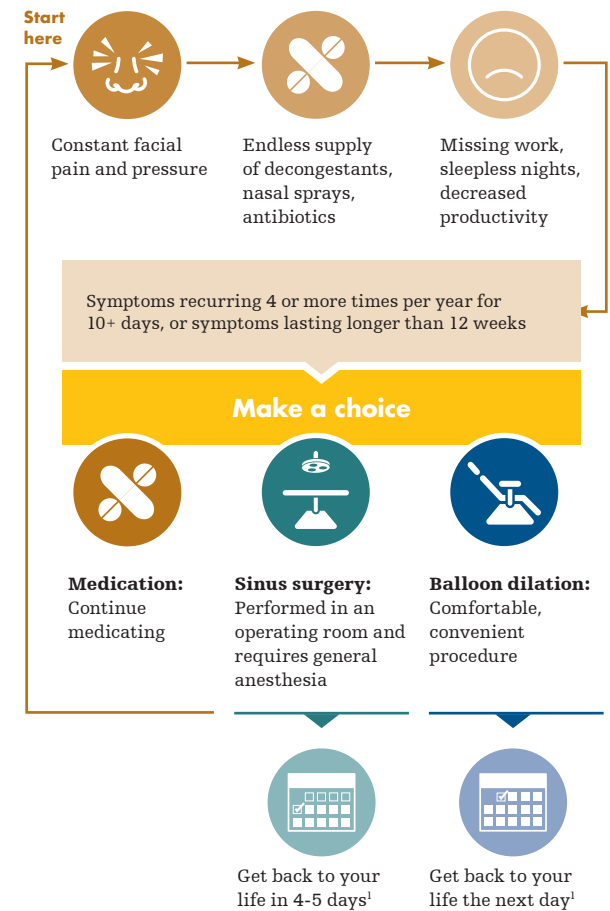
Stop suffering and take control

Millions of adults and children suffer from sinusitis—an inflammation or swelling of the tissue lining the sinuses that can prevent your sinuses from draining. Mucus and fluid buildup inside the sinuses can lead to sinus infections and more inflammation and pain.

Sinusitis symptoms may include:

- Facial congestion/fullness
- Headaches
- Nasal blockage
- Fatigue
- Nasal discharge
- Dental pain
- Fever
- Bad breath

Typical path of sinusitis sufferers



Chronic sinusitis

Get relief with balloon sinus dilation

You've waited long enough

When merely managing your symptoms is no longer working, and your busy lifestyle doesn't allow time for endoscopic sinus surgery, consider balloon sinus dilation.

The procedure offers you a safe, convenient and comfortable alternative for treating your recurring or persisting sinus pain and pressure.¹

Gentle

The small balloon gently opens and reshapes your sinus drainage pathways, restoring normal sinus drainage.

Quick recovery

Many patients resume normal activities the same day.¹

Convenient and comfortable

The procedure can be performed under local anesthesia.

Instant and long-lasting

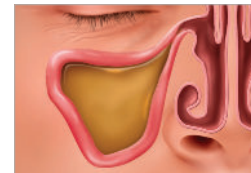
The procedure keeps sinus passages open, offering long-term relief from the problems associated with sinusitis.¹ Multiple studies show patients experienced less facial pain, improved sleep, less use of antibiotics, fewer visits to their doctor and were quickly able to perform day-to-day activities at home and work.¹

The procedure and what you can expect

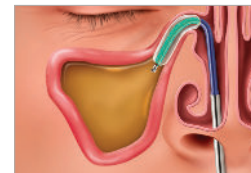
How our balloon sinus dilation works

First, local anesthesia numbs your sinus tissue. Then, your physician inserts and gently inflates the balloon to dilate the treatment area. The balloon dilation expands the sinus pathways to restore drainage. After three to five seconds, the balloon is deflated and removed.

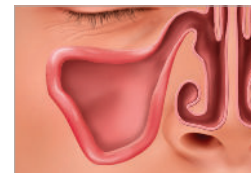
Procedure overview



1 Blocked sinus pathway creates pressure and causes sinusitis



2 Balloon expands and gently remodels the sinus pathway

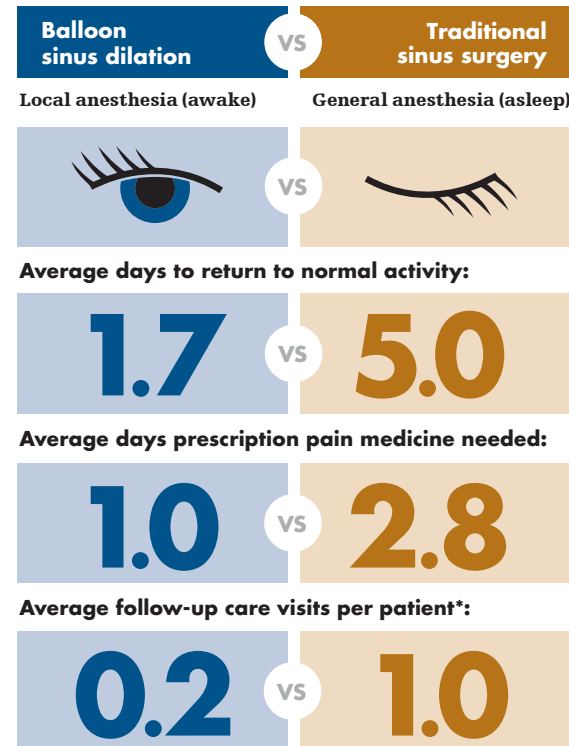


3 Open nasal pathway restores drainage and allows for fewer infections and clearer breathing¹

Balloon sinus dilation is not appropriate for all patients. Complete the symptom survey and discuss with your physician to see if balloon sinus dilation is right for you.

Get back to life sooner

The clinical trial REMODEL compared our balloon sinus dilation and traditional sinus surgery in adults and found that after 12 months, both procedures deliver comparable results, but choosing balloon dilation can significantly enhance the patient recovery experience.¹



*Removal of scar tissue, scabs or crusting to aid healing.

Stop the pressure and breathe. Ask your physician about balloon sinus dilation today.

Chronic sinusitis



“Sinus headaches made it difficult to be productive at work.”

Sinus congestion and headaches stood in the way of one patient's ability to enjoy time with his family and be effective at work. After balloon sinus dilation, he got his quality of life back.

Watch our balloon sinus dilation patients share their success stories at [SinusSurgeryOptions.com](https://www.SinusSurgeryOptions.com).